

Maybank Financial Infobank15 Index Fund

Mutual Fund Type

Equity

Mutual Fund Effective Date

18 October 2023

Effective Statement Number

S-2966/PM.02/2023

Inception Date

15 Januari 2024

Benchmark

Infobank15 Index

Currency

Rupiah (IDR)

NAV per Unit (Price)

IDR743.54

Total NAV

IDR216.57 billion

Minimum Initial Investment

IDR10,000

Number of Offered Units

Max. 5,000,000,000

Pricing Frequency

Daily

Subscription Fee

Max. 1%

Redemption Fee

Max. 1%

Switching Fee

Max. 1%

Management Fee

Max. 3% per year

Custodian Fee

Max. 0.20% per year

Custodian Bank

Deutsche Bank A.G, Cabang Jakarta

ISIN Code

IDN000522000

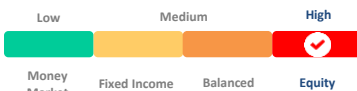
Main Risk Factors

- Change in economic and political conditions
- Risk of liquidity
- Risk of decline in participation units value
- Risk of default
- Risk of interest rate
- Risk of changes in regulations

Benefits of Mutual Fund Products

- Professional management
- Investment Diversification
- Potential growth in investment value
- Ease of investment disbursement

Risk Classification



Risk Description

Maybank Financial Infobank15 Index Fund invests in equity securities which are categorized as high risk. Investors have risks regarding the liquidity of equity securities portfolios.

Mutual Fund Account

Deutsche Bank A.G, Cabang Jakarta

No. 008-9979-009

MAYBANK FIN INFOBANK15 INDEX FUND

Investment Manager

PT Maybank Asset Management (Maybank AM) is a subsidiary of Maybank Asset Management Group under the Maybank Group, one of South East Asia's largest banking groups by assets. In 2002, Maybank AM was granted investment management license from the Indonesian Financial Services Authority also known as Otoritas Jasa Keuangan (OJK) by Decision Letter No. KEP-07/PM/MI/2002 on 21 June 2002. Since its establishment, Maybank AM has been managing investment portfolios for institutional clients and individuals through mutual funds and discretionary mandates. Total asset under management as of 28 February 2025 IDR 1.31 trillion.

Investment Objective

Obtaining optimal returns in the long term with increasing capital and dividend income through investment in equity securities based on a systematic investment process and investment risk parameters.

Investment Policy

Equity (Registered in the Infobank15 Index) 80% - 100%

Money Market 0% - 20%

Portfolio Allocations

Equities 99.66%

Cash 0.34%

Top 10 Holdings

Bank BNI - Equity	20.70%
Bank Central Asia - Equity	20.16%
Bank Rakyat Indonesia - Equity	19.41%
Bank Mandiri - Equity	18.92%
Bank BRISyariah - Equity	5.54%
Bank Jago - Equity	2.93%
Bank Panin - Equity	2.12%
Bank Tabungan Negara - Equity	2.07%
Bank OCB NISP - Equity	1.80%
Bank Aladin Syariah - Equity	1.64%

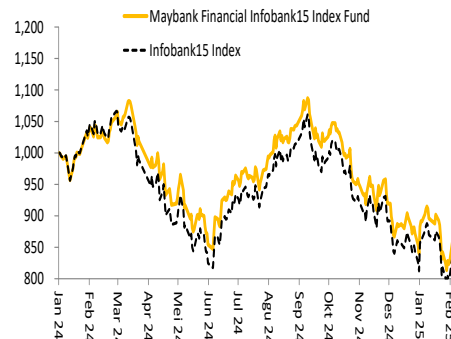
Mutual Fund Performance

Performance	Year to Date	1 Month	3 Months	6 Months	1 Year	3 Years	5 Years	Since Inception
Maybank Financial Infobank15 Index Fund	-15.50%	-17.55%	-20.36%	-27.24%	-27.69%	-	-	-25.65%
Infobank15 Index	-14.72%	-17.33%	-20.11%	-27.08%	-30.11%	-	-	-27.63%

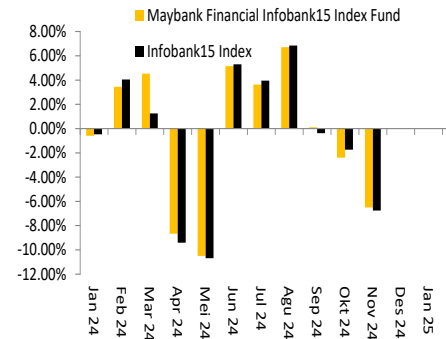
**Since the beginning of the year, namely on the launch date of 15 January 2024*

Highest Monthly Performance	Aug 2024	6.72%	Lowest Monthly Performance	Feb 2025	-17.55%
------------------------------------	----------	-------	-----------------------------------	----------	---------

Mutual Fund Performances Since Inception



Monthly Performances in the Last 5 Years



*23 April 2007 - 2 June 2022 used JCI benchmark. Starting 3 June 2022 using the IDX80 Index benchmark.

Custodian Bank Profile

Deutsche Bank A.G. has 1 branch office in Jakarta and has approval as a Custodian in the Capital Market sector based on the Decree of the Chairman of the Capital Market Supervisory Agency Number Kep-07/PM/1994 dated 19 January 1994 and therefore Deutsche Bank A.G., Jakarta Branch is registered and supervised by the OJK.

Mutual Fund Ownership Information

The confirmation statement for subscription, redemption, and switching of mutual funds are valid legal proof of mutual fund ownership issued and delivered by the custodian bank. In case there is Securities Ownership (AKSes) facility, Participation Unit Holders can see Mutual Fund ownership through <https://akses.ksei.co.id>.

More information about mutual fund prospectus can be accessed through the website www.maybank-am.co.id

Disclaimer:

INVESTMENT IN MUTUAL FUND CONTAIN RISKS, PRIOR TO INVESTING IN MUTUAL FUND, INVESTOR MUST READ AND UNDERSTAND THE FUND PROSPECTUS. PAST PERFORMANCE DOES NOT INDICATE FUTURE PERFORMANCE.

FINANCIAL SERVICES AUTHORITY (OJK) DOES NOT GIVE ANY STATEMENT OF APPROVING OR DISAPPROVING THESE EFFECTS, NOR STATING THE TRUTH OR THE ADEQUACY OF THE CONTENTS OF THIS MUTUAL FUND PROSPECTUS. EVERY STATEMENT CONTRADICTING THESE STIPULATIONS IS A BREACH OF LAW.

Mutual funds are Capital Market products and not products issued by Selling Agents/Banks. The Mutual Fund Selling Agents is not responsible for the lawsuit and risks of managing the mutual fund portfolios by the Investment Manager.

This product information summary does not replace the Mutual Fund Prospectus and prepared by Maybank Asset Management only for information needs and does not constitute an offer to buy or sell. All information contained in this document is presented correctly. If necessary, investors are advised to seek professional opinion before making an investment decision. Past performance is not necessarily a guide to future performance and is not also an estimate made to give an indication regarding future performance or trends.

PT Maybank Asset Management as Investment Manager is licensed and supervised by the Financial Services Authority (OJK).