

## Fund Fact Sheet December 2018

# Maybank Syariah Equity Fund

### Investment Objective

To provide maximum investment return in long term investment horizon by investing and trading in sharia equities and allocation in money market sharia instruments and/or sharia time deposits, in accordance to sharia capital market regulation.

### Product Classification



### Risk Classification



### Key Risk Factor

- Economic and Political Changes Risk
- Liquidity Risk
- Decrease of Value Unit Participation Risk
- Default Risk
- Regulatory Changes Risk
- Transaction Through Electronic Media Risk

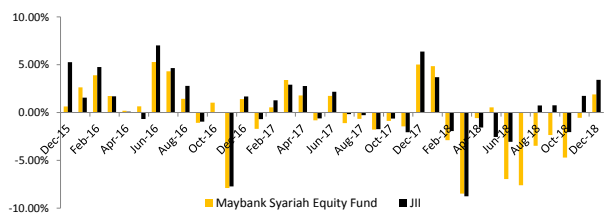
### Details of Maybank Syariah Equity Fund

Launching Date	12 November 2015
Min. Initial Investment	IDR 100,000
Min. Next Subscription	IDR 100,000
Fund Size	IDR 3.98 Billion
NAV / Unit	1,013.74
Benchmark	Jakarta Islamic Index
Custodian Bank	PT Bank HSBC Indonesia
Subscription Fee	Max 1.00 %
Redemption Fee	Max 1.00 %
Switching Fee	Max 1.00 %
Management Fee	Max 4.00 %
Custodian Fee	Max 0.2 %

### Bank Account

Bank HSBC Indonesia	BCA Jakarta Branch
Acc. 001-832781-069	Acc. 5375328787
RD Maybank Syariah Equity Fund	RD Maybank Syariah Equity Fund

### Month to Month Performance



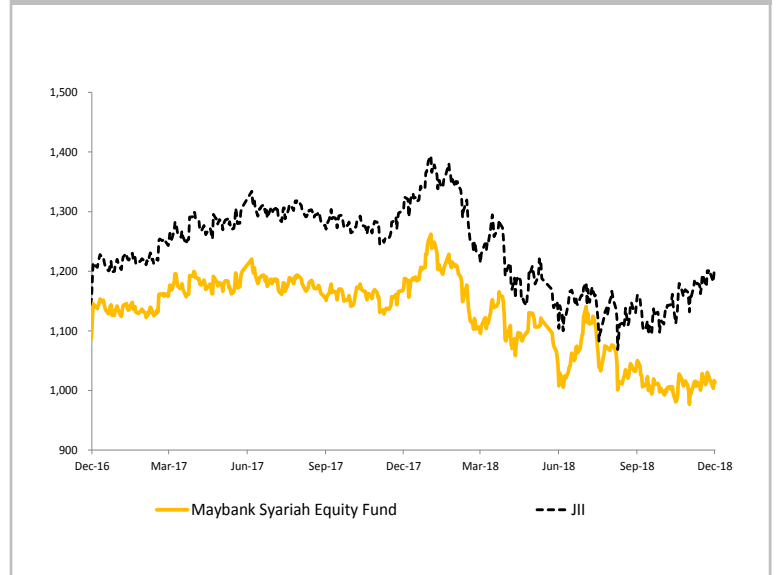
### Top Holdings (Alphabet)

Astra International Tbk  
Charoen Pokphand Indonesia Tbk  
Indofood CBP Sukses Makmur Tbk  
Telekomunikasi Indonesia Tbk  
Unilever Indonesia Tbk

### About PT Maybank Asset Management

PT Maybank Asset Management ("Maybank AM") is a subsidiary of Maybank Asset Management Group, which was under the Maybank Group. Maybank AM get permission as investment manager from Financial Services Authority (FSA) in 2002. Maybank AM is managed by professionals who already have a long track record and reputation proven in Indonesia capital market industry. Since its establishment, Maybank AM has been managing investment portfolios for institutional clients and individuals with total Asset Under Management as of December 2018 Rp 11,34 Trillion.

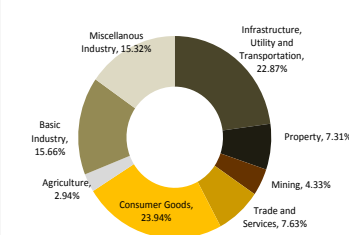
### Performance Since Inception



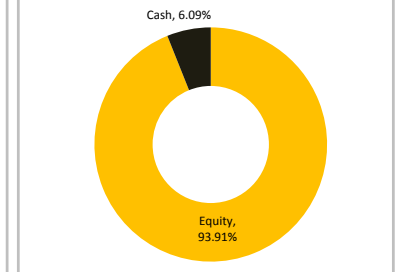
### Investment Return

	YTD	1 month	3 month	6 month	1 year	since inception
Fund	-14.67%	1.89%	-3.46%	-1.52%	-14.67%	1.37%
Benchmark	-9.73%	3.42%	3.05%	4.65%	-9.73%	19.55%

### Sector Allocation



### Asset Allocation



### Investment Policy

Sharia Equity	: 80 - 100%
Sharia Money Market	: 0 - 20%



### Disclaimer :

This report has been prepared by PT Maybank Asset Management, based on information sources we believe are reliable, but no presentation or warranty, expressed or implied, and so its accuracy or completeness. This report is produced for information purposes only and does not constitute an offer, invitation, or solicitation to buy or sell units of these funds. Past performance of these funds are not guarantee of its future performance, and prices of units can go down as well as up and cannot be guaranteed. Prospective investors should read the prospectus for details. The product and service described in this report may not be suitable for all investors and you are advised to seek independent financial advice before making any investment. Persons who are resident or domiciled in countries where foreign exchange control regulations impinge on foreign offshore investment should seek local legal and professional advice. This information is subject to change without notice. PT Maybank Asset Management has no obligations to update or amend any information contained herein. Mutual funds is a product of the capital market and not the banking products, and are not guaranteed by the Indonesia Deposit Insurance Corporation (IDIC). Selling Agent is not responsible for any claims and risks over the management of a portfolio of mutual funds. PT Maybank Asset Management registered and supervised by the Financial Services Authority (FSA), and every product offerings carried out by officers who have been registered and supervised by the Financial Services Authority (FSA). To confirm its ownership of unit of equity mutual funds issued by the Custodian Bank is proof of legitimate ownership.