

Maybank Dana Pasar Uang

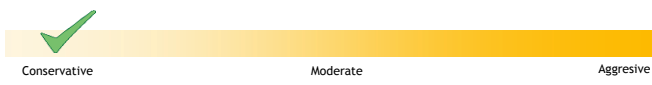
Investment Objective

To provide a stable investment return and liquidity through investing in fixed income instruments with maturity below 1 (one) year and money market instrument, with a systematic investment process and consideration to its investment risk.

Product Classification



Risk Classification



Key Risk Factor

- Economic and Political Changes Risk
- Liquidity Risk
- Decrease of Value Unit Participation Risk
- Default Risk
- Regulatory Changes Risk
- Dissolution and Liquidation Risk

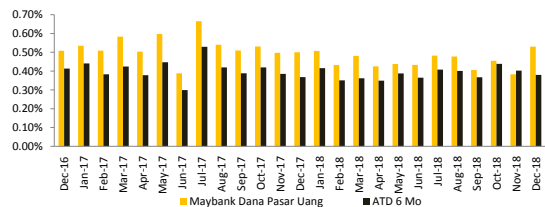
Details of Maybank Dana Pasar Uang

Launching Date	7 September 2011
Min. Initial Investment	IDR 10,000
Min. Next Subscription	IDR 10,000
Fund Size	IDR 744.21 Billion
NAV / Unit	1,438.63
Benchmark	Average Time Deposit 6 Month
Custodian Bank	PT Bank HSBC Indonesia
Subscription Fee	N/A
Redemption Fee	N/A
Switching Fee	N/A
Management Fee	Max 1.00%
Custodian Fee	Max 0.2 %

Bank Account

Bank HSBC Indonesia	Bank BCA
Acc. 001-881275-069	Acc. 5375138333
Reksa Dana Maybank Dana Pasar Uang	RD Maybank Dana Pasar Uang

Month to Month Performance



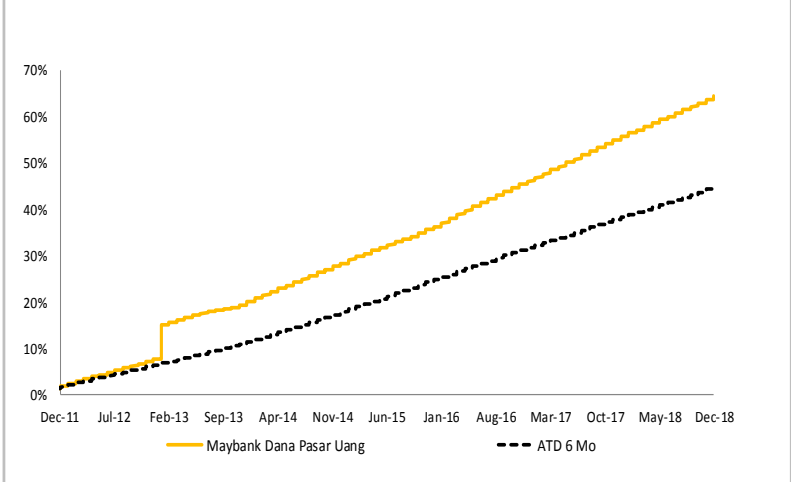
Top Holdings (Alphabet)

- OBL BKLI INDONESIA EXIMBANK IV THP II TH 2018 SR A
- OBL BKLI II BANK CIMB NIAGA THP IV TH 2018 SR A
- OBL BKLI III FEDERAL INTERNATIONAL FINANCE THP IV TH 2018 SR A
- OBL BKLI III BFI FINANCE IND THP IV TH 2018 SR A
- OBL BKLI III INDOMOBIL FINANCE THP III TH 2018 SR A

About PT Maybank Asset Management

PT Maybank Asset Management ("Maybank AM") is a subsidiary of Maybank Asset Management Group, which was under the Maybank Group. Maybank AM get permission as investment manager from Financial Services Authority (FSA) in 2002. Maybank AM is managed by professionals who already have a long track record and reputation proven in Indonesia capital market industry. Since its establishment, Maybank AM has been managing investment portfolios for institutional clients and individuals with total Asset Under Management as of December 2018 Rp 11.34 Trillion.

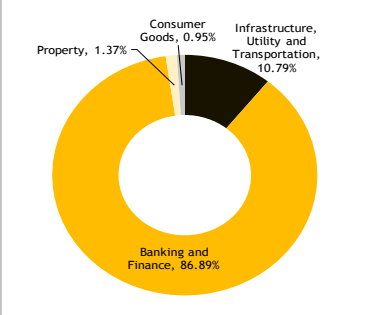
Performance Since Inception



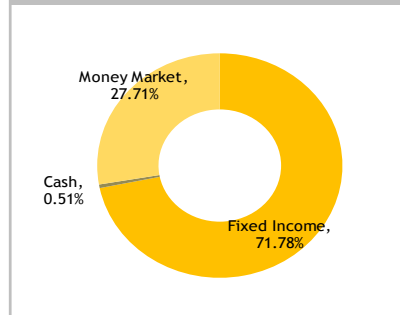
Investment Return

	YTD	1 Month	3 Month	1 Year	3 Year	Since inception
Fund	5.64%	0.53%	1.37%	5.64%	20.79%	43.86%
Benchmark	4.78%	0.38%	1.23%	4.78%	16.02%	44.74%

Sector Allocation



Asset Allocation



Investment Policy

Money Market : 100%



Disclaimer :
 This report has been prepared by PT Maybank Asset Management, based on information sources we believe are reliable, but no presentation or warranty, expressed or implied, and so its accuracy or completeness. This report is produced for information purposes only and does not constitute an offer, invitation, or solicitation to buy or sell units of these funds. Past performance of these funds are not guarantee of its future performance, and prices of units can go down as well as up and cannot be guaranteed. Prospective investors should read the prospectus for details. The product and service described in this report may not be suitable for all investors and you are advised to seek independent financial advice before making any investment. Persons who are resident or domiciled in countries where foreign exchange control regulations impinge on foreign offshore investment should seek local legal and professional advice. This information is subject to change without notice. PT Maybank Asset Management has no obligations to update or amend any information contained herein. Mutual funds is a product of the capital market and not the banking products, and are not guaranteed by the Indonesia Deposit Insurance Corporation (IDIC). Selling Agent is not responsible for any claims and risks over the management of a portfolio of mutual funds. PT Maybank Asset Management registered and supervised by the Financial Services Authority (FSA), and every product offerings carried out by officers who have been registered and supervised by the Financial Services Authority (FSA). To confirm its ownership of unit of equity mutual funds issued by the Custodian Bank is proof of legitimate ownership.