


Fund Fact Sheet December 2018

Maybank Syariah Money Market Fund 2

Investment Objective

To obtain stable investment income and provide high liquidity through investment in sharia money market instruments and/ or the Sharia State Securities and/ or sukuk, which has a maturity of less than 1 (one) year and/ or deposits that do not conflict with the principles of Sharia in the capital market.

Product Classification



Risk Classification



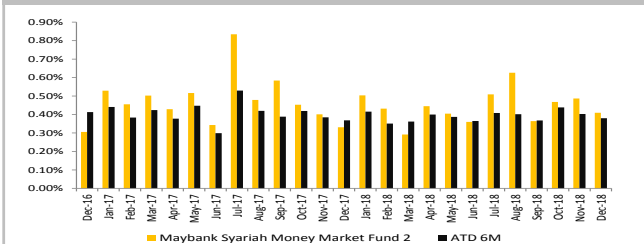
Key Risk Factors

- Economic and Political Changes Risk
- Dissolution and Liquidation Risk
- Decrease of Value Unit Participation Risk
- Liquidity for Open End Fund Risk

Details of Maybank Syariah Money Market Fund 2

Launching Date	31 October 2016
Min. Initial Investment	IDR 100,000
Min. Next Subscription	IDR 100,000
Fund Size	IDR 6.79 Billion
NAV / Unit	1,128.17
Benchmark	Average Time Deposit 6 Month
Custodian Bank	Standard Chartered Bank
Subscription Fee	N/A
Redemption Fee	N/A
Switching Fee	Max 3.00%
Management Fee	Max 1.00%
Custodian Fee	Max 0.25 %
Bank Account	Standard Chartered Bank Acc. 30680813680 RD Maybank Syariah Money Market Fund 2

Month to Month Performances



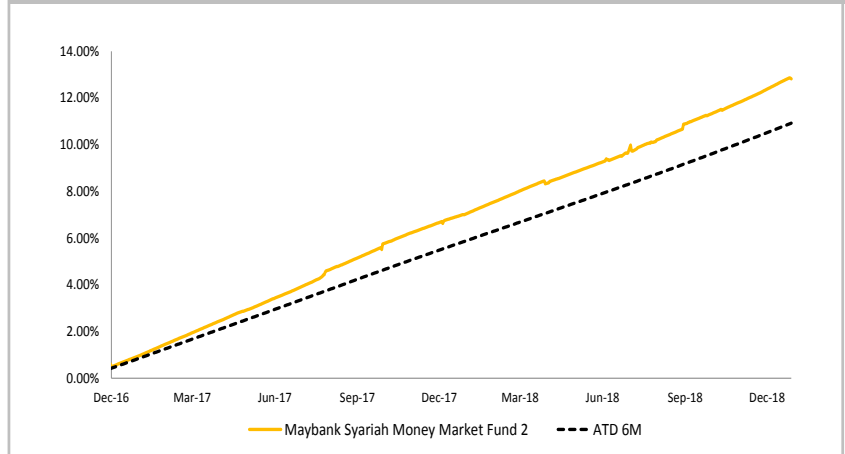
Top Holdings (Alphabet)

PT BPD JAMBI UNIT USAHA SYARIAH
SUKUK MDRB BKLI INDONESIA EXIMBANK I THP I TH18 SR
SUKUK MDRBH BKLI ASTRA SEDAYA FIN. THP I TH18 SR A
SUKUK IJARAH BLKJ II XL AXIATA THP I TH 2018 SR A
SUKUK MDRB BLKJ I BANK CIMB NIAGA THP I TH 2018 SR A

About PT Maybank Asset Management

PT Maybank Asset Management ("Maybank AM") is a subsidiary of Maybank Asset Management Group, which was under the Maybank Group. Maybank AM get permission as investment manager from Financial Services Authority (FSA) in 2002. Maybank AM is managed by professionals who already have a long track record and reputation proven in Indonesia capital market industry. Since its establishment, Maybank AM has been managing investment portfolios for institutional clients and individuals with total Asset Under Management as of December 2018 Rp 11.34 Trillion.

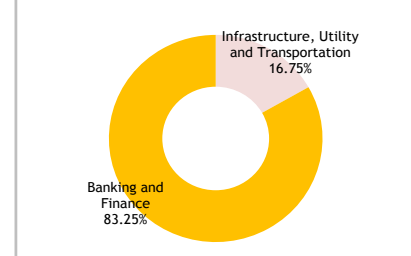
Performance Since Inception



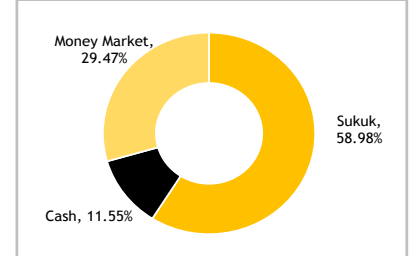
Investment Return

	YTD	1 month	3 months	6 months	1 year	since inception
Fund	5.43%	0.41%	1.37%	2.90%	5.43%	12.82%
Benchmark	4.78%	0.38%	1.23%	2.42%	4.78%	10.92%

Sector Allocation



Asset Allocation



Investment Policy

Sharia Money Market : 100 %



Disclaimer :

This report has been prepared by PT Maybank Asset Management, based on information sources we believe are reliable, but no presentation or warranty, expressed or implied, and so its accuracy or completeness. This report is produced for information purposes only and does not constitute an offer, invitation, or solicitation to buy or sell units of these funds. Past performance of these funds are not guarantee of its future performance, and prices of units can go down as well as up and cannot be guaranteed. Prospective investors should read the prospectus for details. The product and service described in this report may not be suitable for all investors and you are advised to seek independent financial advice before making any investment. Persons who are resident or domiciled in countries where foreign exchange control regulations impinge on foreign offshore investment should seek local legal and professional advice. This information is subject to change without notice. PT Maybank Asset Management has no obligations to update or amend any information contained herein. Mutual funds is a product of the capital market and not the banking products, and are not guaranteed by the Indonesia Deposit Insurance Corporation (IDIC). Selling Agent is not responsible for any claims and risks over the management of a portfolio of mutual funds. PT Maybank Asset Management registered and supervised by the Financial Services Authority (FSA), and every product offerings carried out by officers who have been registered and supervised by the Financial Services Authority (FSA). To confirm its ownership of unit of equity mutual funds issued by the Custodian Bank is proof of legitimate ownership.