


Fund Fact Sheet December 2018

Maybank Dana Berimbang

Investment Objective

To obtain maximum returns in the long run by increasing capital and dividend income through investments in equity securities, debt securities and money market instruments by adhering to a systematic investment process and paying attention to investment risks.

Product Classification

Risk Classification

Key Risk Factor

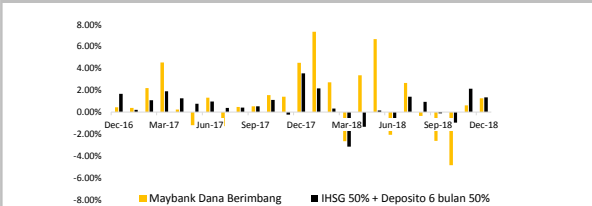
- Economic and Political Changes Risk
- Dissolution and Liquidity Risk
- Decrease of Value Unit Participation Risk
- Liquidity Risk for Open End Funds

Details of Maybank Dana Berimbang

Launching Date	30 December 2015
Min. Initial Investment	IDR 100.000
Min. Next Subscription	IDR 100.000
Fund Size	IDR 25.07 Billion
NAV / Unit	1,357.16
Benchmark	IHSG 50% + Time Deposit 6 Mo 50%
Custodian Bank	Bank Negara Indonesia
Subscription Fee	Max 1.00%
Redemption Fee	Max 1.00%
Switching Fee	Max 1.00%
Management Fee	Max 3.00%
Custodian Fee	Max 0.2%

Bank Account

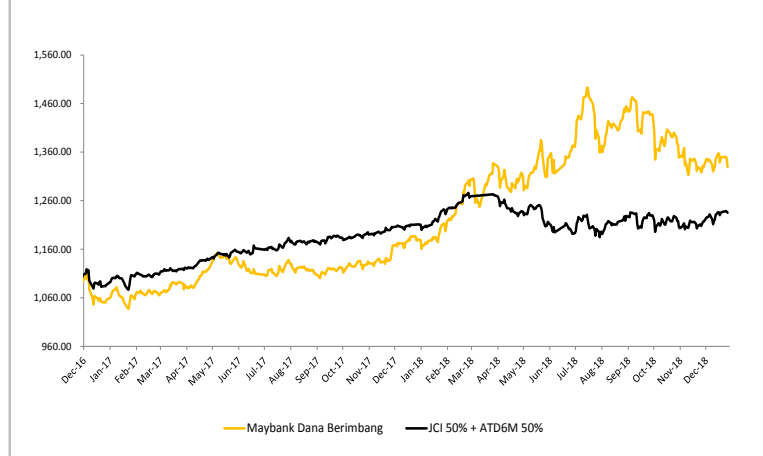
Bank Negara Indonesia	Bank Central Asia
Acc. 4205-691-38	Acc. 5375-189-426
Reksa Dana Maybank Dana Berimbang	Reksa Dana Maybank Dana Berimbang

Month to Month

Top Holdings (Alphabetical)

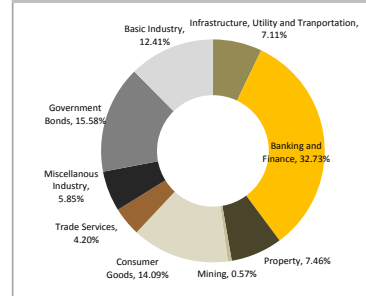
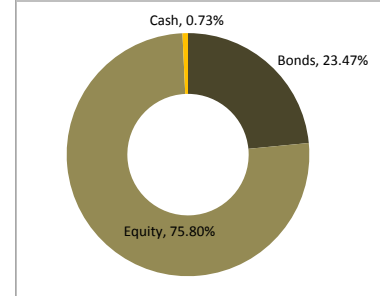
Astra International, Tbk
 Bank Central Asia, Tbk
 Bank Rakyat Indonesia, Tbk
 Obligasi Negara RI Seri FR0063
 Obligasi Negara RI Seri FR0056

About PT Maybank Asset Management

PT Maybank Asset Management ("Maybank AM") is a subsidiary of Maybank Asset Management Group, which was under the Maybank Group. Maybank AM get permission as investment manager from Financial Services Authority (FSA) in 2002. Maybank AM is managed by professionals who already have a long track record and reputation proven in Indonesia capital market industry. Since its establishment, Maybank AM has been managing investment portfolios for institutional clients and individuals with total Asset Under Management as of December 2018 Rp 11.34 Trillion.

Performance Since Inception

Investment Return

	YTD	1 month	3 month	6 month	1 year	since inception
Fund	11.89%	1.25%	-3.07%	-3.45%	11.89%	35.72%
Benchmark	1.35%	1.34%	2.49%	4.76%	1.35%	25.88%

Sector Allocation

Asset Allocation

Investment Policy

Equity	: 1% - 79 %
Fixed Income	: 1% - 79 %
Money Market	: 1% - 79 %



Disclaimer :
 This report has been prepared by PT Maybank Asset Management, based on information sources we believe are reliable, but no presentation or warranty, expressed or implied, and so its accuracy or completeness. This report is produced for information purposes only and does not constitute an offer, invitation, or solicitation to buy or sell units of these funds. Past performance of these funds are not guarantee of its future performance, and prices of units can go down as well as up and cannot be guaranteed. Prospective investors should read the prospectus for details. The product and service described in this report may not be suitable for all investors and you are advised to seek independent financial advice before making any investment. Persons who are resident or domiciled in countries where foreign exchange control regulations impinge on foreign offshore investment should seek local legal and professional advice. This information is subject to change without notice. PT Maybank Asset Management has no obligations to update or amend any information contained herein. Mutual funds is a product of the capital market and not the banking products, and are not guaranteed by the Indonesia Deposit Insurance Corporation (IDIC). Selling Agent is not responsible for any claims and risks over the management of a portfolio of mutual funds. PT Maybank Asset Management registered and supervised by the Financial Services Authority (FSA), and every product offerings carried out by officers who have been registered and supervised by the Financial Services Authority (FSA). To confirm its ownership of unit of equity mutual funds issued by the Custodian Bank is proof of legitimate ownership.